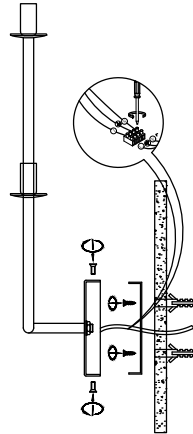
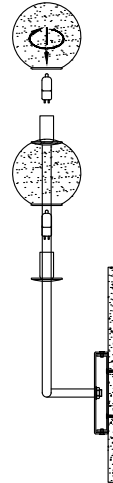


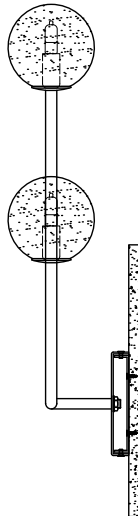
Step 1



Step 2



Step 3



Security Regulations



Note: Do not modify or change the electrical of this lighting as this could result in fire and/or injury. Please follow assembly instructions for installation.

Safety Precautions (please read fully and follow the instructions before installation)

1. Please ensure the lamp is not plugged into an electrical outlet when assembling.
2. Do not assemble near wet/damp areas or near gas/exhaust furnaces or fireplaces.
3. Keep the lamp away from curtains, bedding linens, and any other flammable materials.
4. When replacing the bulb turn the lamp off and allow the lightbulb to cool.
5. Do not plug the lamp into multiple power strips as this may overload your electrical system.
6. Do not use the lamp with light dimmers.
7. Do not use for outdoor use.
8. Do not exceed the recommended wattage.
9. If flickering or any other unusual issues occur with your lamp, unplug the lamp from the electrical outlet and contact a qualified electrician.
10. If any external damage occurs on the lamp itself or the lamp cord unplug your lamp from the electrical outlet and contact a qualified electrician to avoid any electric fires and/or injury.

Care Instructions:

Wipe the external surfaces with a damp cloth. Use a soft cloth to wipe and polish the product, do not use sponges or steel wool. Do not use the following products for cleaning: abrasive household cleaners, acidic and/or alkaline cleaning materials, or household ammonia for cleaning.