



Rove Concepts

## Dresden Modular Sectional

Compelling in its simple yet cutting edge style, the Dresden modular collection is a bold take on contemporary design. The sleek, low profile frame is met with grand cloud-like seat cushions to create the statement making structure. The Dresden also balances the expansive seating with an interchangeable side table insert that is offered in walnut, natural, and white lacquer finishes. Grounded on cast stainless steel legs with an elegant brushed finish, this piece's thoughtful composition demonstrates an exceptional opportunity for modern luxury in your home.

See the entire Dresden Collection [here](#).

### Details

- Kiln-dried hardwood frame with doweled joints and reinforced corner blocks
- Soft-padded frame made with polyurethane foam wrapped in polyester fiber
- 8 gauge sinuous spring construction
- 3 layer high-density foam cushioning topped with premium 100% goose feathers
- Low profile solid stainless steel legs
- Includes 1 chaise with armrest, 1 armless sofa, 1 walnut storage table, and 1 sofa
- Storage table in walnut veneer with push to open drawer (additional color options sold separately)
- 2 throw pillows included
- Available as preset or custom modular configurations
- Armrest and side table can be attached interchangeably
- Soft Feel (Learn more about our sofa firmness [here](#).)
- Legs require light assembly
- To join the modular pieces together please use the connector pieces that are included

\*Assembly is optional as the Dresden Side Table is weighted and will remain in place without having to secure with screws

### Dimensions

170 in x 88.25 in x 30.75 in (Width x Depth x Height)

Seat Height: 16.5 in

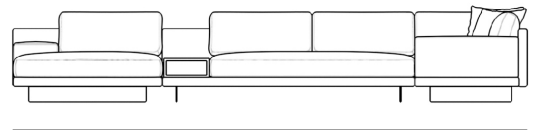
Seat Depth: 24.4 in

Arm Height: 24 in

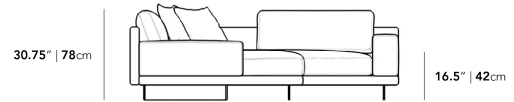
All measurements are approximations.

### Assembly Instructions

[Download](#)



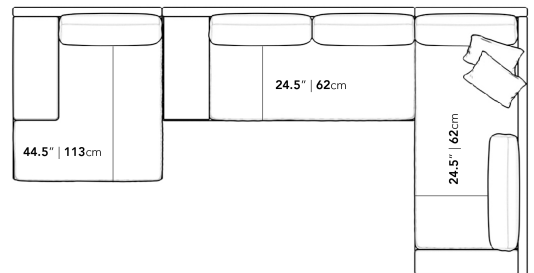
170" | 431.8cm



30.75" | 78cm

16.5" | 42cm

88.25" | 224cm



44.5" | 113cm

24.5" | 62cm

24.5" | 62cm

88.25" | 224cm